

Bloomberg Intelligence: Independent research analysis & data

Available only on the Bloomberg Terminal®
& the Bloomberg Professional App

Contents

- 02** Overview of Bloomberg Intelligence
- 03** Powerful research analysis
- 04** Robust data & monitoring tools
- 05** A multi-dimensional approach to research
- 06** Special features

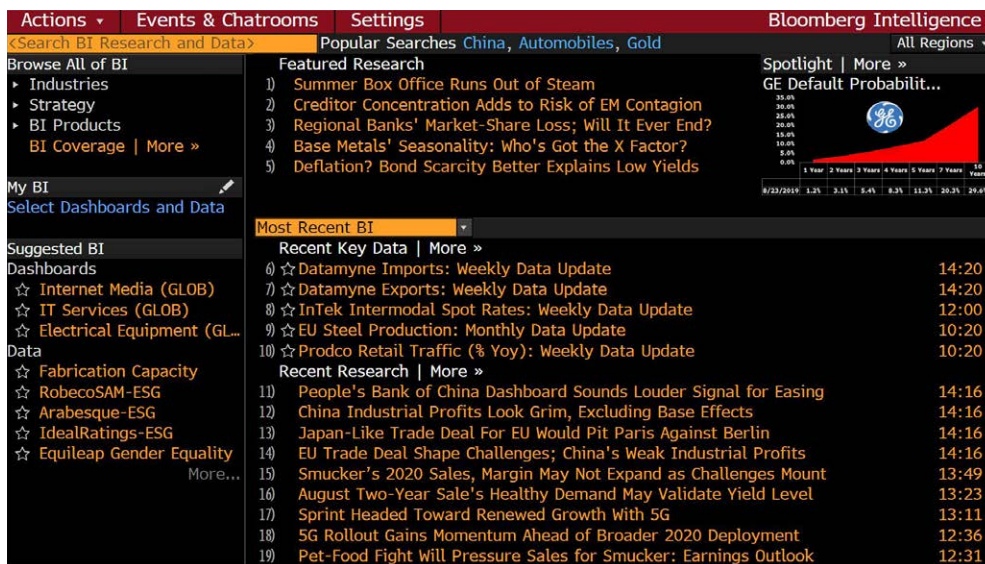
Independent research analysis & data

Overview of Bloomberg Intelligence

Bloomberg Intelligence provides in-depth analysis and data on industries and companies, as well as the government, credit and litigation factors that can impact decision-making. Bloomberg Intelligence is available on the Terminal at BI <GO> and on the Bloomberg Professional app for iOS and Android.

BI puts the data, analytics and insights at the client's fingertips to help:

- Generate creative ideas
- Analyze data
- Support analysis
- Monitor investments and recommendations
- Explore new industries, companies and credit



While highlighting featured research and recently published research across industries, the BI <GO> homepage allows clients to navigate to an industry or company by sector or special topic in the left-hand navigation.

What differentiates BI research

Broad coverage

We cover more than 135 industries and 1,900 companies across the globe, including all 10 major sectors.

Experienced analysts

We have a team of 250 experienced research professionals with senior analysts averaging 20 years of buy- and sell-side experience.

Data-driven analysis

The in-depth analysis is backed by transparent data, sourced from industry, company and 300+ third-party contributed and proprietary data sets.

No recommendations

BI analysts focus on timely fundamental trends and critical themes – they do not make investment recommendations.

Powerful research analysis

Bloomberg Intelligence research is organized into custom “dashboards” for each industry that are built around the constituent companies. On a dashboard, clients can navigate between industry, company, credit, ESG, government and litigation research.

All analysis is presented in easily digestible points supported by data and organized into scrolling research decks on a fundamental trend, theme or event. The data supporting the research is live, allowing users to interact with the data with one click on the Bloomberg Terminal®.

BI's range of research analysis includes:

Themes

Examine the thematic issues currently affecting each industry and better understand the context for longer-term issues.

Earnings

Look at the latest earnings previews and reviews for companies announcing their performance results.

Valuation

Get insights into the different valuation factors that affect an industry and compare the top performers with the underperformers.

Primers

Primers aim to give a forward-looking view into the different factors affecting an industry, company, commodity, credit or topic.

Autonomous Vehicles Changing Roads, Highways Landscape

BI Construction, Global Dashboard | BI »

Owned vs. Shared AV's Impact

7. Autonomous Vehicle Use Should Trend Toward Shared Model Return to Top

More traffic will clog the roads if ownership of autonomous vehicles (AV's) prevails over shared ones. Industries, such as retailers, could use AVs to help create new solutions for deliveries but could also potentially boost road traffic. The response on AV's from several companies has been rapid, from BMW, Tesla to Uber and Google, which are also investing on innovation and solutions in the field.

Vehicle Per Mile Traffic Up Trend in U.S. Resumed

Source: Citirra's Investor Day, May 2017

Exhibit

Research points and decks – How will autonomous driving impact different industries?

Actions ▾ Directory Export Settings
Bloomberg Intelligence

<Search BI Research and Data>
North America

Telecom Carriers Dashboard (BI TELCN)

Research

[Dashbd Home](#)

Industry

Equity

Credit

Government

Litigation

Data Library

Market Share

Macro

Industry

Company

Analyzer

Valuation

Credit

Government

Midyear Outlook (Click to see more) »

North American Telecom Carriers in Transition:

THESIS: For telecom carriers in North America, 2019 is a year of transition, reducing visibility on 2H, in our view. Legal and regulatory pushback on T-Mobile's bid to acquire Sprint is a major

Page 1 of 33 >

Featured Research

- 1) Deal a Win-Win for T-Mobile, Sprint
- 2) 5G Unlocks New Applications to Fuel Carrier Growth
- 3) U.S. 5G City Tracker
- 4) AT&T, Verizon Dial Up Capex to Scale U.S. 5G Networks

Most Recent | More »

5) Sprint Headed Toward Renewed Growth With 5G 13:11

6) 5G Rollout Gains Momentum Ahead of Broader 2020 Deploy... 12:36

Key Indicators Latest

Operating Stats (Median)

31) Sales Growth Yoy... 3.76

32) EBITDA Margin (%) 31.12

33) EBITDA Growth Yo... 8.49

Equity Valuation (Median)

34) Est P/E Current Yr 17.37

35) EV/Est EBITDA Cu... 6.69

Competitors %YTD↓

51) Consolidated C... -58.96

52) Cincinnati Bell ... -37.92

53) United States C... -33.58

54) Cogent Commu... +30.94

55) Shenandoah Te... -29.47

56) Telephone & D... -24.46

Industry dashboards – What's happening in North American telecom.

Robust data & monitoring tool

Bloomberg Intelligence offers a powerful library of data from both proprietary and 300+ third-party sources in each of its industry dashboards. Each dashboard's Data Library houses deep content, including macro and industry factors as well as company-level operating, financial and valuation statistics.

In addition to Bloomberg data, clients have access to over 300+ third-party data sets. Accessing third-party data on an individual basis can be time-consuming and expensive. By aggregating hundreds of providers on one platform, BI data can provide tremendous value to Bloomberg clients.

Finally, BI monitoring tools provide data at the individual company level or aggregated by industry. Access real-time data and news flow, including contributed research, events, comp sheets, earnings estimates, credit analysis, ownership and more.

The screenshot shows the 'Biotech Dashboard (BI BIOTG)' interface. The main table displays drug data with columns for Drug Name, TRX Dollars (Jul), TRX Count (Jul), and Inst. WAC AMT (Jul). The 'Drug Explorer' menu item is highlighted in the left sidebar.

Drug Name	TRX Dollars (Jul)	TRX Count (Jul)	Inst. WAC AMT (Jul)
ATORVASTATIN CALCIUM	3.22B	10.72M	19.80M
OMEPRAZOLE	1.71B	5.78M	7.72M
ROSUVASTATIN CALCIUM	1.33B	2.70M	1.97M
ELIQUIS	1.08B	1.68M	180.48M
ARIPIPRAZOLE	1.05B	940.67k	8.94M
SIMVASTATIN	1.02B	3.67M	2.61M
HUMIRA(CF) PEN	950.81M	125.25k	382.11M
PANTOPRAZOLE SODIUM	926.77M	3.62M	14.36M
MONTELUKAST SODIUM	924.02M	3.64M	4.46M
DULOXETINE HCL	908.11M	2.43M	6.09M
AMLODIPINE BESYLATE	891.08M	7.95M	2.27M
GABAPENTIN	834.41M	6.22M	11.05M
HUMIRA PEN	834.09M	108.74k	310.80M

Dig into data – Investigate prescription data and counts in the biotech industry.

The screenshot shows the 'Advertising & Marketing Dashboard (BI ADVTG)' interface. The main table displays advertising agency data with columns for Name, Est P/E Current Yr, Mkt Cap, EV, P/E FY2, PEG Ratio FY1, and PEG Ratio FY2. The 'Ratio' menu item is highlighted in the left sidebar.

Name	Est P/E Current Yr	Mkt Cap	EV	P/E FY2	PEG Ratio FY1	PEG Ratio FY2
Average	12.41	12.01B	16.85B	10.87	4.44	
100)Omnicom Group Inc	12.57	16.45B	21.36B	11.94	3.25	
101)WPP PLC	9.52	14.70B	23.59B	9.42	6.26	
102)Publicis Groupe SA	8.83	11.50B	14.12B	8.14	7.36	
103)Dentsu Inc	20.39	9.70B	12.35B	14.81	--	
104)Interpublic Group of Cos Inc/T	10.74	7.71B	12.81B	10.04	0.87	

Monitor companies – Which advertising agency is bringing the goods?

A multi-dimensional approach to research

Bloomberg Intelligence takes a multi-dimensional approach to research with a dedicated team of analysts who explain how government, credit and litigation factors will affect any given industry or company.

Government

Clients can anticipate how action in the government can impact companies, industries and their portfolios.

Strategy

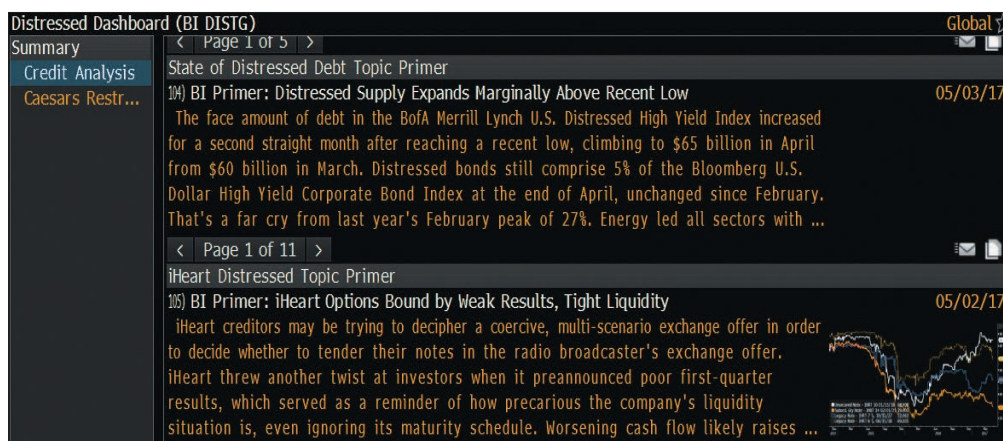
Dedicated analysts cover the equity, credit, commodity, fixed income, municipal, rate and ETF markets at large. The research delivers insights and data on the macro themes, fundamentals and technicals of the different markets to help clients identify investment opportunities in different asset classes.

Credit

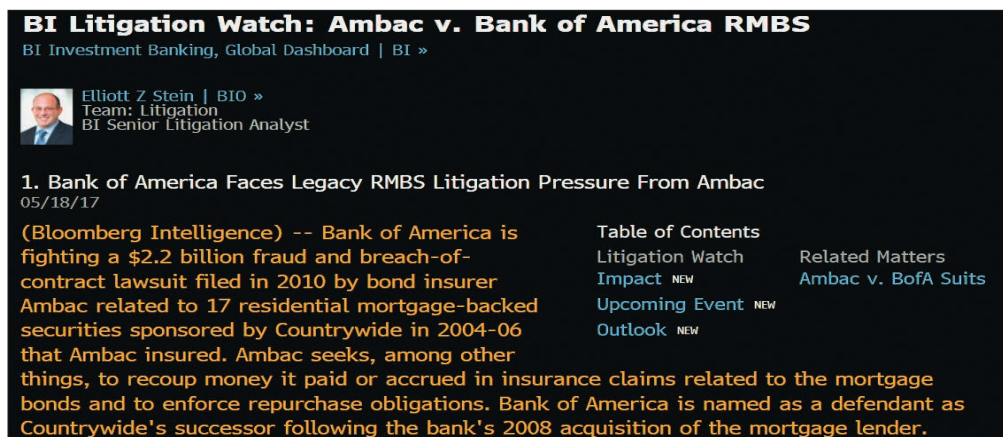
Credit research combines industry-level research with analysis of individual issuers' fundamentals, debt capacity, capital structure, and relative value of bonds and CDSs. Seasoned credit analysts cover the major U.S. investment grade and high yield issuers and industries..

Litigation

Monitor the court cases to discover the potential outcomes for a given industry or company.



Credit research – Peruse the latest distressed debt topic primer.



Litigation watch – Keep an eye on the latest cases in the financials sector.

Special features

Bloomberg Intelligence offers a range of special features to make its research and data easier to find, access and educate:

Search

A prominent search bar on the BI <GO> homepage makes it easy for you to find specific research or data set on an industry, company or topic.



Mobile

To access BI analysis on the Bloomberg Professional app for iOS and Android, go to the News or the Research icon from the home screen, either type BI <GO> or select BI from Sources. Primers are also available on the app.

Featured research

BI publishes a morning note in the Americas, Europe and Asia that features the latest key research across industries produced in each region. Clients can set up an alert to get the morning note sent straight to their inbox.

Engage with the community

In the Events & Chatrooms tab on the red tool bar, explore upcoming events and webinars hosted by BI analysts, or join an incognito forum.



Primers library

BI has a robust library of 2,600+ company, industry, country, commodity and topical primers to help get clients smart quickly. A sortable list of primers can be found directly at BIP <GO>.

About the Bloomberg Terminal.

Since 1981, business and financial professionals have depended on the Bloomberg Terminal® for the real-time data, news and analytics they need to make the decisions that matter. The Terminal provides information on every asset class – from fixed income to equities, foreign exchange to commodities, derivatives to mortgages – all seamlessly integrated with on-demand multimedia content, extensive electronic-trading capabilities and a superior communications network.

Take the next step.

For additional information, press the <HELP> key twice on the Bloomberg Terminal®.

Beijing
+86 10 6649 7500

Dubai
+971 4 364 1000

Frankfurt
+49 69 9204 1210

Hong Kong
+852 2977 6000

London
+44 20 7330 7500

Mumbai
+91 22 6120 3600

New York
+1 212 318 2000

San Francisco
+1 415 912 2960

São Paulo
+55 11 2395 9000

Singapore
+65 6212 1000

Sydney
+61 2 9777 8600

Tokyo
+81 3 3201 8900

[bloomberg.com/professional](https://www.bloomberg.com/professional)

The data included in these materials are for illustrative purposes only. The BLOOMBERG TERMINAL service and Bloomberg data products (the "Services") are owned and distributed by Bloomberg Finance L.P. ("BFLP") except (i) in Argentina, Australia and certain jurisdictions in the Pacific islands, Bermuda, China, India, Japan, Korea and New Zealand, where Bloomberg L.P. and its subsidiaries ("BLP") distribute these products, and (ii) in Singapore and the jurisdictions serviced by Bloomberg's Singapore office, where a subsidiary of BFLP distributes these products. BLP provides BFLP and its subsidiaries with global marketing and operational support and service. Certain features, functions, products and services are available only to sophisticated investors and only where permitted. BFLP, BLP and their affiliates do not guarantee the accuracy of prices or other information in the Services. Nothing in the Services shall constitute or be construed as an offering of financial instruments by BFLP, BLP or their affiliates, or as investment advice or recommendations by BFLP, BLP or their affiliates of an investment strategy or whether or not to "buy", "sell" or "hold" an investment. Information available via the Services should not be considered as information sufficient upon which to base an investment decision. The following are trademarks and service marks of BFLP, a Delaware limited partnership, or its subsidiaries: BLOOMBERG, BLOOMBERG ANYWHERE, BLOOMBERG MARKETS, BLOOMBERG NEWS, BLOOMBERG PROFESSIONAL, BLOOMBERG TERMINAL and BLOOMBERG.COM. Absence of any trademark or service mark from this list does not waive Bloomberg's intellectual property rights in that name, mark or logo. All rights reserved. © 2019 Bloomberg, 582893 DIG 0919