



Access Point on Demand (APOD)

October 2017

Version: 2.8

FRANKFURT +49 69 9204 1210	HONG KONG +852 2977 6000	LONDON +44 20 7330 7500	NEW YORK +1 212 318 3000	SAN FRANCISCO +1 415 913 2960	SÃO PAULO +55 11 3048 4500	SINGAPORE +65 6212 1000	SYDNEY +612 9777 6000	TOKYO +81 3 5201 8900	 Press the <HELP> key twice for instant live assistance.
-------------------------------	-----------------------------	----------------------------	-----------------------------	----------------------------------	-------------------------------	----------------------------	--------------------------	--------------------------	---

The BLOOMBERG PROFESSIONAL service, BLOOMBERG Data and BLOOMBERG Order Management Systems (the "Services") are owned and distributed locally by Bloomberg Finance L.P. ("BFLP") and its subsidiaries in all jurisdictions other than Argentina, Bermuda, China, India, Japan and Korea (the "BLP Countries"). BFLP is a wholly owned subsidiary of Bloomberg L.P. ("BLP"). BLP provides BFLP with all global marketing and operational support and service for the Services and distributes the Services either directly or through a non-BFLP subsidiary in the BLP Countries. The Services include electronic trading and order-routing services, which are available only to sophisticated institutional investors and only where the necessary legal consents have been obtained. BFLP, BLP and their affiliates do not provide investment advice or guarantee the accuracy of prices or information in the Services. Nothing on the Services shall constitute an offering of financial instruments by BFLP, BLP or their affiliates. BLOOMBERG, BLOOMBERG PROFESSIONAL, BLOOMBERG MARKETS, BLOOMBERG NEWS, BLOOMBERG ANYWHERE, BLOOMBERG TRADEBOOK, BLOOMBERG SCENETRADER, BLOOMBERG TELEVISION, BLOOMBERG RADIO, BLOOMBERG PRESS and BLOOMBERG.COM are trademarks and service marks of BFLP, a Delaware limited partnership, or its subsidiaries.

Contents

Overview.....

Useful information.....

Access Point On Demand Creation Steps.....

Software Testing / TOUR INSTALL.....

FAQ's.....

APOD Administrator.....

3

4

5

15

16

17

Overview

APOD, Access Point, Terminal Types

Access Point On Demand (APOD) has been designed to allow a user to install the Bloomberg software on a PC.

Depending on the connection type (Bloomberg router or Internet) different authentication methods will be required.

APOD

- **Access Point On Demand (APOD)** allows you to create a configured Bloomberg Access Point independently, without having to contact Bloomberg.
- For a PC *with connectivity* to a Bloomberg provided router/circuit (also known as “Private IP”), the APOD can quickly be created without required authentication (such as name/password or B-Unit screen sync), and is enabled for trading functionality by default. If the Bloomberg router is shared by more than 1 firm, a Bloomberg login name will be required to create the APOD (see note on page 10).
- For a PC *with **no** connectivity* to a Bloomberg router (i.e., Internet connection), a valid Bloomberg Anywhere login, password and a B-Unit screen sync is required. The APOD is created without trading functionality, by default.
- The Access Point tab on the Connection Wizard (CONN <GO>) allows you to create a Bloomberg Access Point (APOD) independently.

Access Point

- A Bloomberg Access Point (BAP) is necessary for users who would like to access trading applications. This installation of the Bloomberg software requires an order to be placed with Bloomberg before being installed. Please speak with your account manager for further details.

Overview

Useful Information

- To verify if a computer meets the recommended specifications to support Bloomberg software and hardware, please review the necessary documentation and other technical specifications located on www.bloombergsoftware.com. (Scroll to Documents, PC Requirements), or to <http://www.blpprofessional.com> for users in mainland China.
- Check your desktop for presence of the Bloomberg icon. (See Fig.3)
If there is no Bloomberg icon on your desktop, proceed to Software Download.
If the icon is present, double-click on it. If the Bloomberg application is active, the Bloomberg service will launch and you'll be able to login. If the Bloomberg application is not active, you'll need to recreate the APOD.
- Bloomberg Anywhere Users can create APODs on multiple PC's.
- There can only be one APOD/Access Point per workstation/PC.
- Bloomberg APOD/Access Points are set with an automatic expiration.
If not logged into, the serial number will automatically expire after the following time frames, and you will need to create a new APOD/Access Point.

Automatic expiration

30 Days = Internet Connection

60 Days = Router Connections/Private IP

- Non-Bloomberg Anywhere users are encouraged to contact their account representative to convert to Bloomberg Anywhere to be able to take advantage of this service.
- Bloomberg Software is Windows based and is not supported on Macs. Bloomberg Software can be installed if the Mac is running a Windows Operating System.

Access Point on Demand Creation Steps

Step 1:

Download the latest version of the Bloomberg Professional software from the Bloomberg website:

<http://www.bloombergsoftware.com>,

for users in mainland China, go to <http://www.blpprofessional.com>.

Click the option that says “Terminal - New Installation”.

We recommend saving the application to your desktop and then running the application to complete the installation.

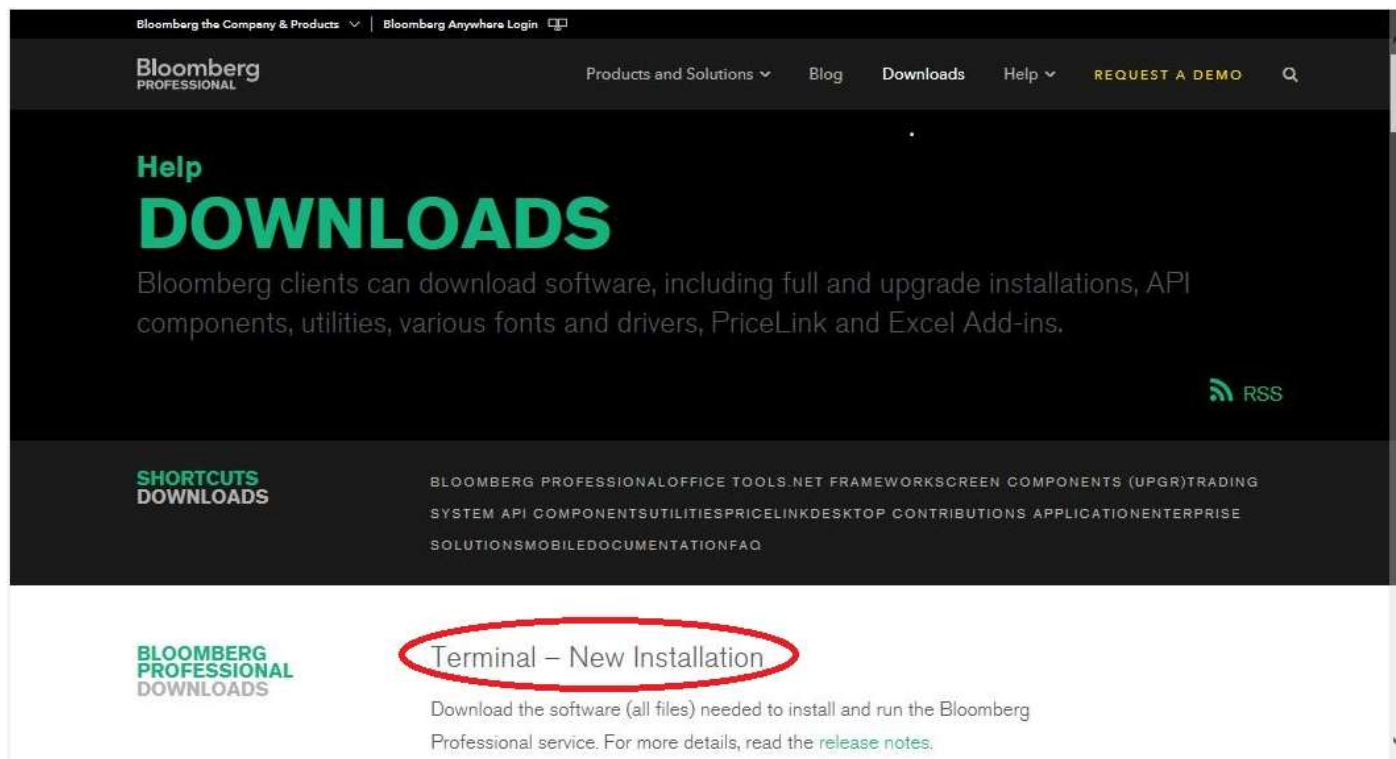


Figure 1

“Software Installation Guide” is available under the [Documentation](#) section on the [Bloomberg Professional](#) website.

For users in mainland China, the “Software Installation Guide” is available under the Documents section of <http://blpprofessional.com/>

Access Point on Demand Creation Steps

Step 2:

Click “Accept” and “OK” (use default settings) through the steps in the Installation Wizard until following screen appears. This confirms the Bloomberg Software has been installed

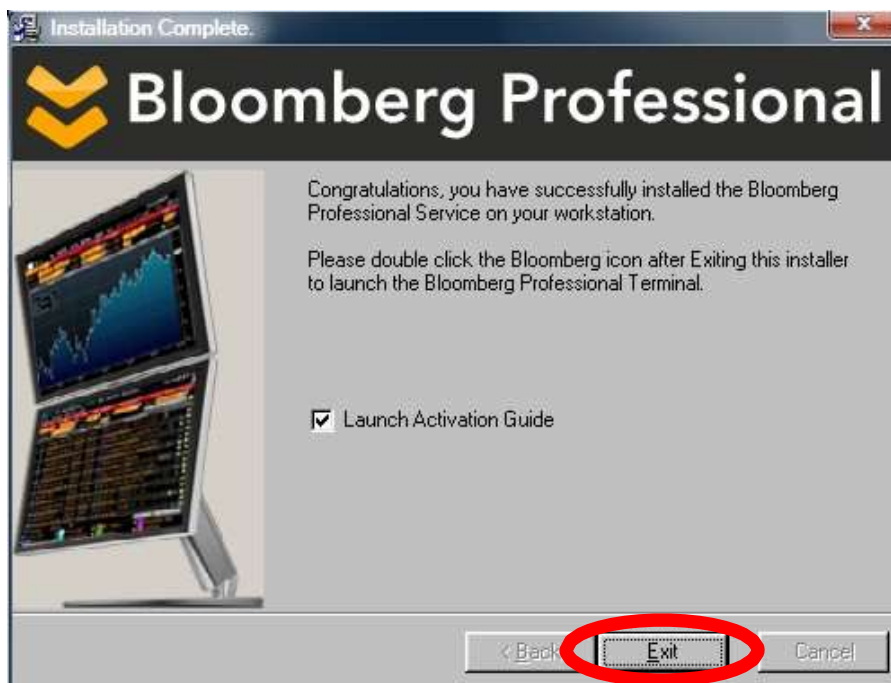


Figure 2

Step 3:

Select “Exit” and the following Bloomberg Icon will appear on your desktop



Figure 3

Access Point on Demand Creation Steps

Step 4:

Double click the Bloomberg Icon and the “Connection Wizard” window will launch automatically to the ‘Serial Number’ tab. The “Connection Wizard” can also be accessed manually by typing CONN<GO> from the Bloomberg Application once it is installed.

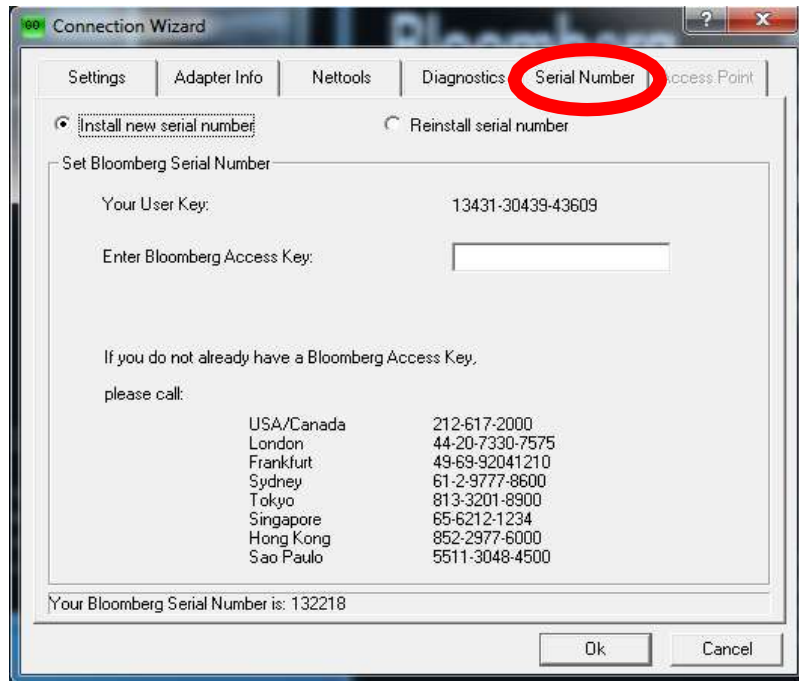


Figure 4

Access Point on Demand Creation Steps

Step 5:

Select the "Settings" tab and the following screen will appear

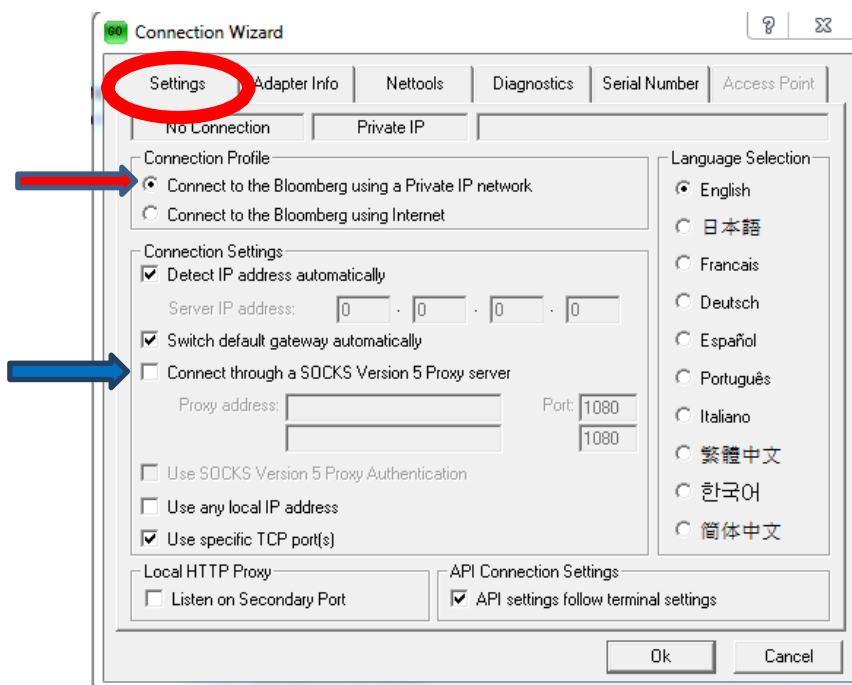




Figure 5

-  Check your "Connection Profile" to ensure the type of connection you have to Bloomberg is correct. Private IP or Internet. If a change is needed, be sure to click OK to save the settings.
-  If your workstation connects to a Proxy Server, you will need to indicate this within the Settings tab, in the field labeled "Connect through a SOCKS Version 5 Proxy server", enter the IP addresses, and click OK to save the settings. Once complete, proceed to step 6.
- If your workstation does not connect to a Proxy Server, then leave the default settings and proceed to step 6.

Access Point on Demand Creation Steps

Step 6:

Select the Access Point tab and the following screen is displayed:

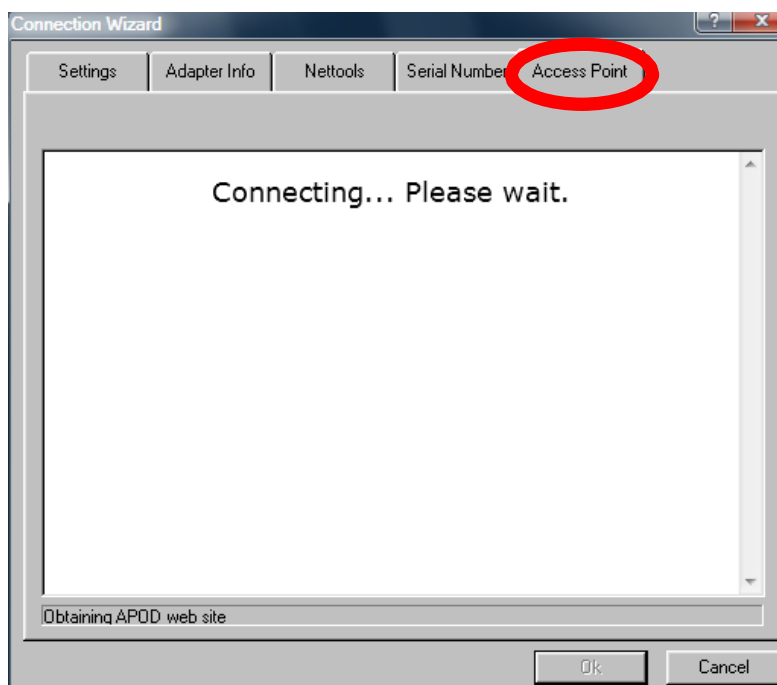


Figure 6

The embedded web-page communicates with Bloomberg either via Private IP if a Bloomberg router is detected, or via the Internet if no router is detected. The 'Ok' button is inactive during this process, which can take up to 15 seconds to complete. If you connect via Private IP proceed to step 7. If you connect via internet proceed to step 8.

IMPORTANT NOTE ABOUT TRANSACTIONAL PRODUCTS (TRADING) FUNCTIONALITY:

- If a Bloomberg router is detected, the APOD will be created with transactional product functionality.
- If no Bloomberg router is detected, the APOD will be created without transactional product functionality.
- See APOD Administrator section at the end of this document for transactional product enablement.

Access Point on Demand Creation Steps

Step 7:

After verifying the Private IP connection, the system will complete the APOD installation without authentication.

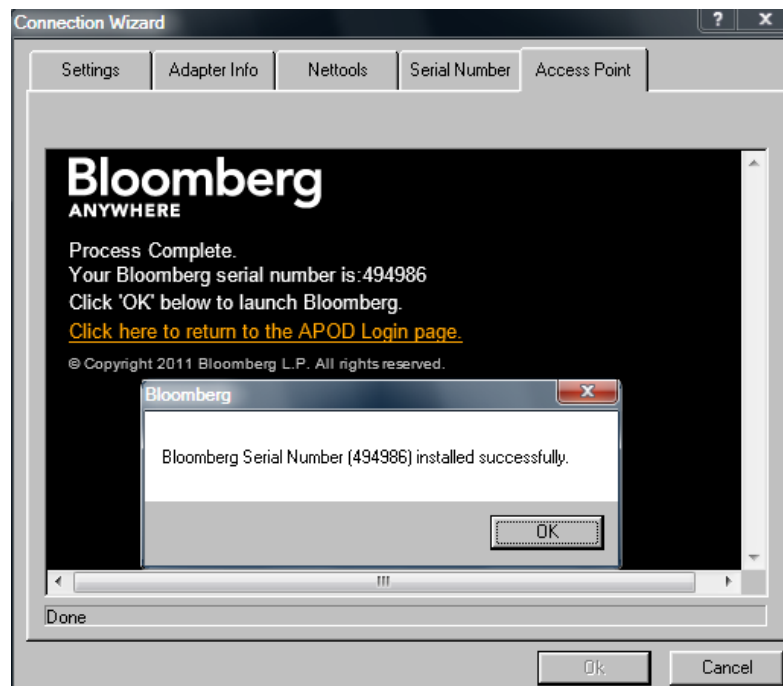


Figure 7

IMPORTANT NOTE ABOUT CONNECTING OVER PRIVATE IP:

- If APOD detects multiple firms associated with the Bloomberg router, the system will prompt for a login name. This login name can be any login name listed under the customer number. No B-Unit authentication is required. This is to allow the APOD to be installed in the same account as the creator's login.

Access Point on Demand Creation Steps

Step 8:

After establishing an internet connection, a Bloomberg Anywhere user with an enrolled B-Unit enters their login/password, and then selects 'Log In'.



Figure 8

Step 9:

The User is then prompted with three options:

- 1) Option 1: Perform the B-Unit screen sync and enter the B-Unit code (as seen in Fig 9)
- 2) Option 2: If the flasher does not appear, the user can select the option **Click here "If the B-Unit Flasher does not display"** and sync against the flashing box (as seen in Fig 10).
- 3) Option 3: If the user does not have their B-Unit or they encounter a technical issue with the B-Unit, they can select **Click here "if you are unable to get the B-Unit code"** (as seen Fig 11)



Figure 9



Figure 10



Figure 11

Access Point on Demand Creation Steps

By clicking any of the four options shown in figure 11, users can send themselves an SMS text message or automated call validation to proceed with the APOD creation (Fig.12)



Figure 12

If the numbers presented cannot be used by the user at this time, selecting “Click here if you are unreachable via the above numbers” will allow the user to request a callback & a ticket with reference number will be generated for a Bloomberg representative to follow-up. (See figure 13 & 14)

Access Point on Demand Creation Steps

If a user can receive a text message or automated call, they should enter the code sent to them into the yellow field seen below (Fig.13)

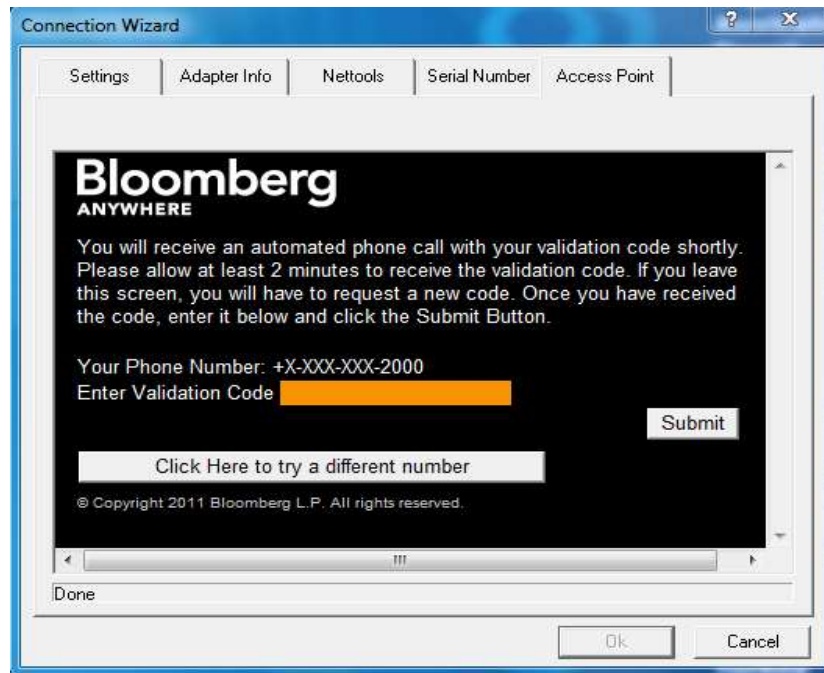


Figure 13

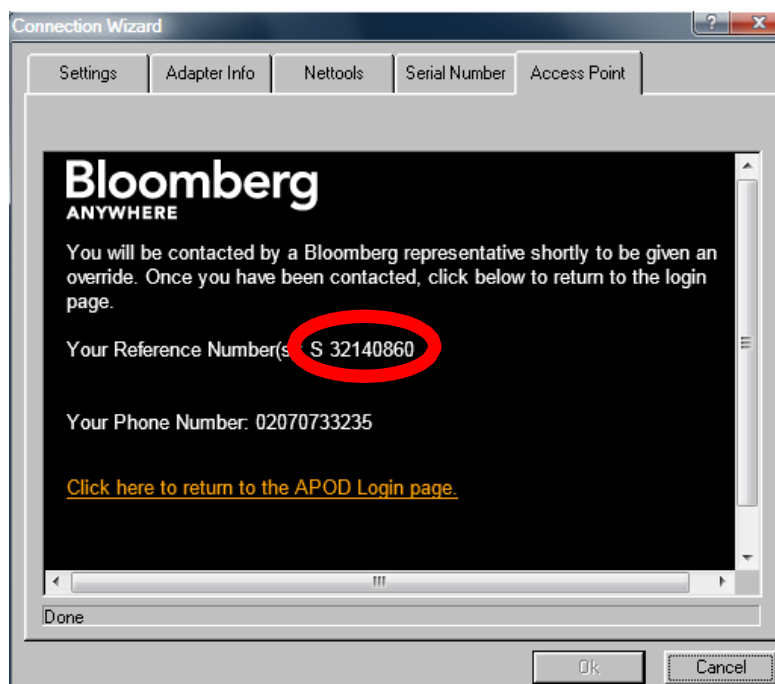


Figure 14

Access Point on Demand Creation Steps

If you requested a call back (Fig 12), a Bloomberg Representative will contact you after the reference number is generated. Click on the link “Click here to return to the APOD Login Page” to create the APOD.

After entering the validation code (within 2 minutes) the following Bloomberg window will appear. Select “OK” to connect and launch the Bloomberg application (see figure 15).

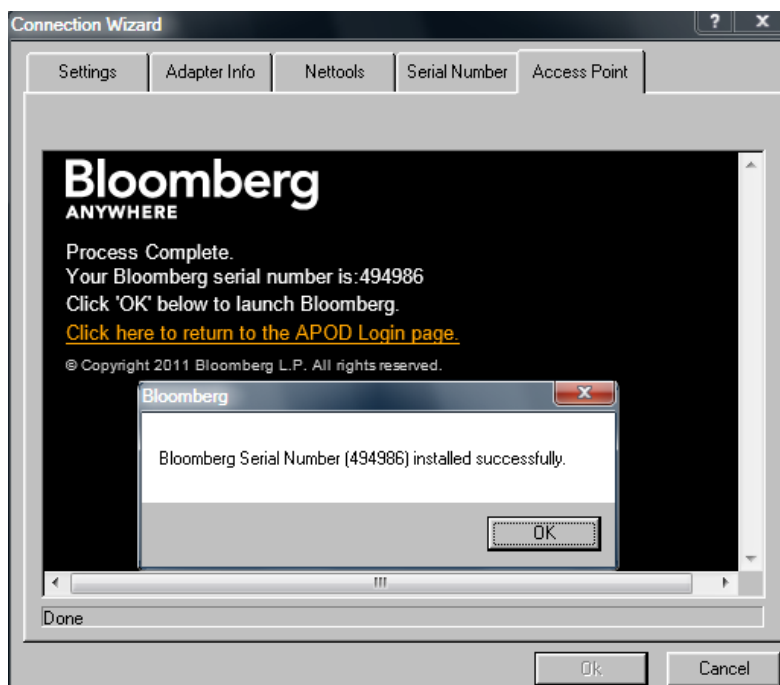


Figure 15

At this point, the user will be required to log into Bloomberg as normal using their login name, password and B-Unit

IMPORTANT NOTE ABOUT ADDING YOUR MOBILE NUMBER FOR SELF-VALIDATION

- To update your mobile number on your profile so you can utilize the SMS text messaging or IVR validation functionality, please contact Global Customer Support or run CTOC<GO> to request a callback.
- A list of Global Customer Support numbers are available GCSN<GO> or under “Customer Support Contacts” located at the bottom of www.bloomberg.com

Software Testing – TOUR INSTALL

For technicians who are creating an APOD for a user, you can use the TOUR INSTALL procedure to test the following Bloomberg functionality.

- 1) Software Update
- 2) Keyboard Test
- 3) PDF Download
- 4) Bloomberg Video/Audio
- 5) Bloomberg API
- 6) Bloomberg Smart Client
- 7) Web Access
- 8) Printing

From the **1-Bloomberg** window, hit **Esc**, type: "TOUR INSTALL" and press **<Enter>**

The system will log in, using TOURINST as the user name. The TOUR INSTALL language option page will appear, select the language to continue. Please run each step manually.

Bloomberg
ANYWHERE

Login Name
Password

Login

Select Language for Analytics and Communication Functions:

✓ English Español 한국어
日本語 Português 简体中文
Français Italiano Русский
Deutsch 繁體中文

Forgot Login Name or Password?

To customize your News language experience type LANG <GO> after login.

Contact Us
Create a New Login

S/N 571816-1 | S/D 5185975-2 | Version 08 Dec 16 | World 0604

The BLOOMBERG PROFESSIONAL service and data products are owned and distributed by Bloomberg Finance L.P. and its subsidiaries (BFLP) except in Argentina, Bermuda, China, India, Japan, Korea (where Bloomberg L.P. and its subsidiaries (BLP) distribute these products. BLP provides BFLP with global marketing and operational support and service for these products. BFLP and BLP believe the information herein came from reliable sources, but do not guarantee its accuracy. No information or opinion herein constitutes a solicitation of the purchase or sale of securities or commodities.

<Menu> to return

TTST - Terminal Test

The following series of tests ensure that the Bloomberg Professional terminal is installed and functioning properly. Any functions required during the testing process will be run on the secondary screen. Please select a test below to continue. Hit <MENU> at any time to return to this screen.

Launch Test	Test Status
1) Software Update	Not Performed
2) Keyboard Type & Biometric Sensor	Not Performed
3) PDF Download	Not Performed
4) Bloomberg Video/Audio	Not Available
5) Bloomberg API	Not Performed
6) Bloomberg Smart Client	Not Performed
7) Web Access	Not Performed
8) Printing	Not Performed

9) Contact our Global Customer Support
Click here if you need additional assistance for the preceding tests

Any functions required during the testing process will be run on the 2-Bloomberg screen.
If a test fails, correct the problem and retest until each test has been performed and passed.

FAQ

Q. Where do I download the software from?

A. Download the “New Installation” file from www.bloombergsoftware.com

Q. How do I install the software?

A. Please review the ‘Software Installation Guide’ from <http://www.bloomberg.com/professional/systems-support/downloads/>

For users in mainland China, go to:
<http://www.blpprofessional.com>

Q. I created the APOD but it won't connect?

A. Please review the Transport and Security Specifications Document which can be downloaded from our website.

https://data.bloomberglp.com/professional/sites/4/Transport_Security_Specifications_61.pdf

For users in mainland China, go to:

https://www.bbhub.io/software/sites/2/2016/06/Transport_Security_Specification_61.pdf

Q. Is there a FAQ page for troubleshooting?

A. Yes. Please review our comprehensive FAQ section on the website

<http://www.bloomberg.com/professional/systems-support/faqs/>

For users in mainland China, go to:
<http://www.blpprofessional.com/faq/>

Q. I am a technician and do not have a login. Is there a test login I can use to test the software?

A. Yes, from the **1-Bloomberg** window, hit **Esc** and type “Tour Install” and press **<Enter>**, which will enable you to test some functionality of the terminal including Software Update, Keyboard Type, Bloomberg Video/Audio, API, Smart Client, Web Access and Printing.

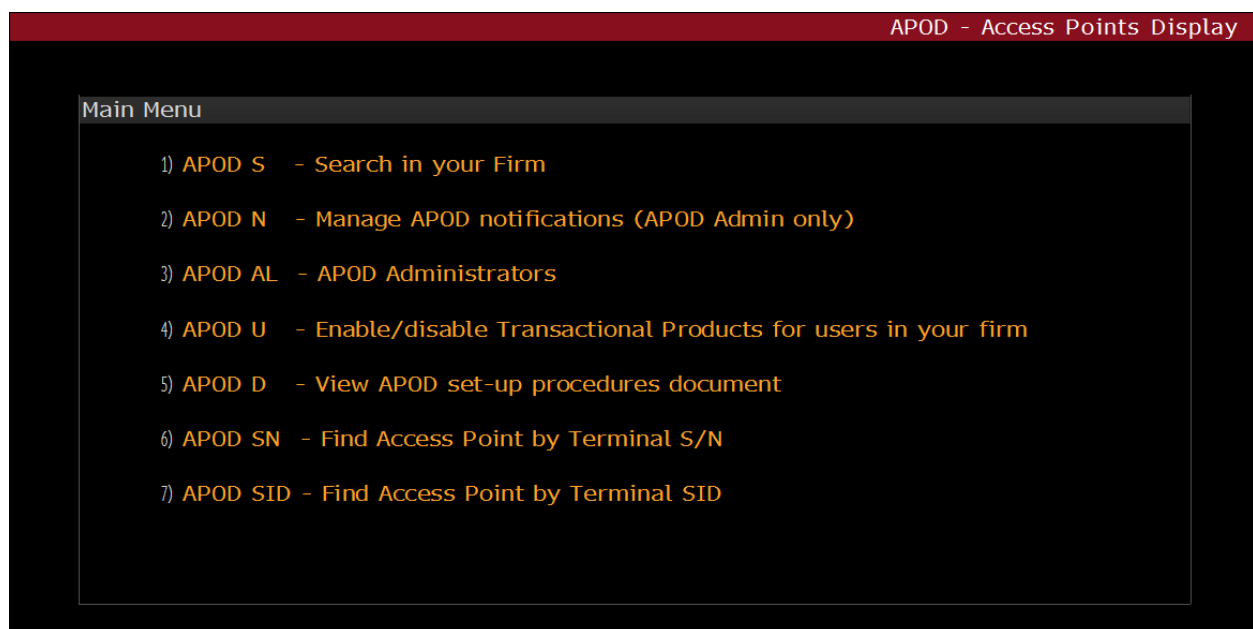
APOD Administrator

APOD Administrator Access Point On Demand (APOD) is a function that allows authorized administrators to enable and disable access to transactional product/trading system functionality on all APODs, Access Points and Mobile Devices within their firm or account.

Your firm's compliance officer will need to contact Bloomberg to designate the authorized APOD administrator; this user/s must also be a Bloomberg Anywhere user/s.

Once authorized, the APOD administrator will be required to electronically accept the terms of the APOD Agreement (required just once per APOD administrator on initial access). Upon acceptance, the administrator will be permitted to update the APODs access to transactional product functionality.

The APOD administrator can run the function APOD from any Bloomberg terminal. APOD Main Menu



APOD Main Menu

APOD Administrator

1) APOD S Search in your Firm

Provides terminal search options for APOD's, Access Points and Mobile devices.

You may expand the search results by checking the "Include Inactive" box.

Additionally, using the "Customer Number / Name", you may search for terminals within your firm, by Customer Name or Number, as well as terminals created by a specific user, by using the "Creator" field.

1) Run			2) Options			Page 1/1 APOD - Access Points Display				
Find	Terminals		Firm Number/Name		BLOOMBERG/ TEST (692104)		9) Clear			
Show	All		Customer Number/Name							
	Include Inactive		Creator							
SID#	SN#	Ctry	City	Customer	Cust#	CONN	Created By	Created	APOD ID	TP
11) 6666949	291102	US	NEW YORK	BLOOMBERG/ TEST	692104	INET	EUGENE HWANG...	04/21/2017	4052546	Y
12) 6507955	0	US	NEW YORK	BLOOMBERG/ TEST	692104	INET	NICOLE MOUNT...	01/30/2017	3939835	Y

- **TP (Far Right Column)** stands for Transactional Products (trading system functionality).
Y = Yes it is enabled for Transactional Products (trading system functionality).
N = No it is not enabled for Transactional Products (trading system functionality).

• CONN (Connection Type)

RTR = Router/Private IP (PIP) connectivity INET = Internet connectivity

• Show

All = Displays all APOD, Access Point & Mobile Device id's

APOD = Terminal serial # created by the user, without a Bloomberg order #. Access

Point = Terminal serial # created with a Bloomberg order #. Mobile Device = Bloomberg terminal access via mobile device (iPad).

2) APOD N Manage APOD notifications (APOD Admin only)

This allows the APOD Administrator to opt into receiving notifications when APODs are created on an Internet connection. The frequency of the notifications can be adjusted between immediate and daily, and a preferred time for receiving them can also be specified.

1<G0> to Save, 2<G0> to Disable, <Menu> to Return

APOD Notification Management

This setting controls the ability to receive email notifications when users under your covered accounts create APODs that might need transactional products access enabled. You can be notified immediately when the APOD is created or you can receive a daily summary at the time of your choosing.

I want to receive notifications **Immediately**

1) Save 2) Disable

Timezone GMT-5:00 Eastern Time (US & Canada)

3) APOD AL Display APOD administrators for your firm

Page 1/1 APDA - Administrator List					
Firm Number 9001900		LONDON OFFICE			
Administrator Name	Customer Name	Phone Number	UUID	Coverage	BBA
11) JOHN SMITH	BLOOMBERG/ 731 LEXI	+1-212-212-212	123456	FirmWide	Yes
12) ROBERT SMIT	BLOOMBERG/ SINGAPO	+65-6212-6212	123456	FirmWide	Yes
13) JOHN SMITH	BLOOMBERG/ 731 LEXI	+1-212-212-212	123456	FirmWide	Yes
14) ROBERT SMIT	BLOOMBERG/ TOKYO MA	+81-3-3201-3201	123456	FirmWide	Yes

4) APOD U Enable/disable Transactional Products for users in your firm

This allows the APOD Administrator to enable by USER, for transactional product functionality on any configured terminal the user logs into, with biometric authentication. It also accommodates enabling a user for transactional product functionality while they are logged in with a biometric authentication override.

31) User Lookup		Page 1/977 APOD: List of Firm's Users						
Firm BLOOMBERG L.P. (9001)		User Records Found: 19537						
	Last Name	First Name	UUID	Customer #	Customer Name	City	TP	OVER
1) •	LMNU TESTLOGIN/G...	BEN BANKS	17005734	56516	BLOOMBERG/ SINGAPORE ...	SINGAPORE	N	N
2) •	AALTO	PEKKA	9064732	6622	BLOOMBERG/ NEWSROOM:...	LONDON	N	N
3) •	AAMIR	ASRA	20481235	30129324	BLOOMBERG/ 120 PARK	NEW YORK	N	N
4) •	AARONS	TONY	1314860	6622	BLOOMBERG/ NEWSROOM:...	LONDON	N	N
5) •	ABACI	BUSE	9292984	378583	BLOOMBERG/ 731 LEX	NEW YORK	N	N
6) •	ABAD	ALEJANDRO	14580252	6618	BLOOMBERG/ LONDON OF...	LONDON	N	N
7) •	ABAD	DESIREE	7654693	6609	BLOOMBERG/ PRINCETON	SKILLMAN	N	N
8) •	ABAD	TINA	13546695	30129324	BLOOMBERG/ 120 PARK	NEW YORK	N	N
9) •	ABARCA	JOSE	6874712	378583	BLOOMBERG/ 731 LEX	NEW YORK	N	N
10) •	ABARCA CASTELLI	SERGIO	20265476	30197565	BLOOMBERG/ NEWSROOM:...	SANTIAGO	N	N
11) •	ABASCAL MOGIO	SANTIAGO	7067961	693809	BLOOMBERG/ SAN FRANCI...	SAN FRANCISCO	N	N
12) •	ABBEY	KATIE	9293319	378583	BLOOMBERG/ 731 LEX	NEW YORK	N	N
13) •	ABBO	EMELDA	20044075	30081562	BLOOMBERG/ LONDON	LONDON	N	N
14) •	ABBOUD	LEILA	15605859	236413	BLOOMBERG/ NEWSROOM:...	PARIS	N	N
15) •	ABBOUD	PETER ANTOINE	18831499	30081562	BLOOMBERG/ LONDON	LONDON	N	N
16) •	ABD-ALLAH	EMAN	5913971	6618	BLOOMBERG/ LONDON OF...	LONDON	N	N
17) •	ABDALLA	SUMEYA	20391090	6618	BLOOMBERG/ LONDON OF...	LONDON	N	N
18) •	ABDEL AZIZ RODRIG...	SUAD	19791792	6618	BLOOMBERG/ LONDON OF...	LONDON	N	N
19) •	ABDELMALEK	YASSER	415332	30129324	BLOOMBERG/ 120 PARK	NEW YORK	N	N
20) •	ABDELNABI	OMAR	19478720	6618	BLOOMBERG/ LONDON OF...	LONDON	N	N

• Data as of 09/25/2017 02:15
 • The "Transactional Products Enabled" (TP) column is current.

Select or Lookup a user & the following screen is presented:

APOD: User Status and History					
User Name	SANTIAGO ABASCAL MOGIO				
Customer	BLOOMBERG/ SAN FRANCISCO (693809)				
City	SAN FRANCISCO				
State	CA				
Country	UNITED STATES				
Override	No				
UUID	7067961				
Firm	9001				
Transactional Products Status					
Trans. Products	Not Allowed				
Last login on	01/20/17 07:49				
Override Access	Not Allowed				
Last Update On					
Last Updated By					
Transactional Products Enablement History					
Trans. Products	Type	Expiration	Updated On	Updated By	UUID

Option 1) Allow Trans. Products will enable the user for transactional product functionality, regardless if the terminal the user logs into is enabled for transactional product functionality or not.

Option 2) Allow Override Trans. Products will enable the user for transactional product functionality, while they are logged in with a biometric authentication override.

5) APOD D View APOD set-up procedures document

Open's a link to this document in user's default language setting.

6) APOD SN Find Access Point by terminal S/N

Search for the APOD/Access Point by serial number. The S/N is located in the bottom left of any Bloomberg screen after hitting the CANCEL/Esc key.

7) APOD SID Find Access Point by terminal SID

Search for the APOD/Access Point by SID. The SID number is located in the bottom right of any Bloomberg screen after hitting the CANCEL/Esc key or from a SID report

FRANKFURT HONG KONG LONDON NEW YORK SAN FRANCISCO SÃO PAULO SINGAPORE SYDNEY TOKYO
+49 69 9204 1210 +852 2977 6000 +44 20 7330 7500 +1 212 318 3000 +1 415 912 2860 +55 11 3048 4500 +65 8212 1000 +612 9777 8600 +81 3 3201 8800



Press the <HELP>
key twice for instant
free assistance

The BLOOMBERG PROFESSIONAL service, BLOOMBERG Data and BLOOMBERG Order Management Systems (the "Services") are owned and distributed locally by Bloomberg Finance L.P. ("BFLP") and its subsidiaries in all jurisdictions other than Argentina, Bermuda, China, India, Japan and Korea (the "BLP Countries"). BFLP is a wholly-owned subsidiary of Bloomberg L.P. ("BLP"). BLP provides BFLP with all global marketing and operational support and service for the Services and distributes the Services either directly or through a non-BFLP subsidiary in the BLP Countries. The Services include electronic trading and order-routing services, which are available only to sophisticated institutional investors and only where the necessary legal consents have been obtained. BFLP, BLP and their affiliates do not provide investment advice or guarantee the accuracy of prices or information in the Services. Nothing on the Services shall constitute an offering of financial instruments by BFLP, BLP or their affiliates. BLOOMBERG, BLOOMBERG PROFESSIONAL, BLOOMBERG MARKETS, BLOOMBERG NEWS, BLOOMBERG ANYWHERE, BLOOMBERG TRADEBOOK, BLOOMBERG SCENETRADER, BLOOMBERG TELEVISION, BLOOMBERG RADIO, BLOOMBERG PRESS and BLOOMBERG.COM are trademarks and service marks of BLP or its subsidiaries.

APOD Administrator

How to enable / disable APODs for transactional product/trading system functionality once you have found the S/N - SID you want to update.

<LP> for explanation.
<Men> to return

99 Allow Trans. Products 90 Trans. Products History APOD ID - 1804364

Customer Name	Terminal Detail
Customer Name: LONDON OFFICE Customer #: 6666731 Firm #: 900166 City: LONDON State: Country: England	Is Active: Yes Serial #: 646164 SID #: 9001900 Router ID: Creator UUID: 100100 Trans. Products: Not Allowed

Created by: ROB HIELS on 08/02/12 23:24
Last updated by: ROB HIELS on 12/19/12 12:27
Last logged in by: ROB HIELS on 12/13/12 14:34

Australia 61 2 9777 8600 Brazil 5511 3048 4500 Europe 44 20 7330 7500 Germany 49 69 9204 1210 Hong Kong 852 2977 6000
Japan 81 3 3201 8900 Singapore 65 6212 1000 U.S. 1 212 318 2000 Copyright 2012 Bloomberg Finance L.P.

- Click on **95<go>** to allow or block transactional product/trading system functionality
The following screen will appear:

<HELP> for explanation. P569 i

99 Allow Trans. Products 90 Trans. Products History APOD ID - 3644364

Customer Name	Terminal Detail
Customer Name: LONDON OFFICE Customer #: 6618 Firm #: 900166 City: LONDON State: Country: England	Is Active: Yes Serial #: 646164 SID #: 5517551 Router ID: Creator UUID: 100100 Trans. Products: Not Allowed

Setting Change Confirmation

Do you want to allow transactional products?

Yes No

Created by: DON HIELS on 08/02/12 23:24
Last updated by: DON HIELS on 12/19/12 12:27
Last logged in by: DON HIELS on 12/13/12 14:34

Australia 61 2 9777 8600 Brazil 5511 3048 4500 Europe 44 20 7330 7500 Germany 49 69 9204 1210 Hong Kong 852 2977 6000
Japan 81 3 3201 8900 Singapore 65 6212 1000 U.S. 1 212 318 2000 Copyright 2012 Bloomberg Finance L.P.

APOD Administrator

- Click on **96<go>** to view the history of all changes made to the APOD's transactional product/trading system functionality:

<HELP> for explanation. P569 i
<Menu> to return

Page 1/1 History for APOD ID - 1804364

Customer Name	LONDON OFFICE	Customer #	6666731
Created by	ROB HIELS	Firm #	900166
Created on	08/02/12 23:24	Is Active	Yes

	Updated On	UUID	User Name	Action
1.	12/19/12 12:30	123456	JOHN SMITH	Enabled Transactional Products
2.	12/19/12 12:27	123456	ROBERT SMIT	Disabled Transactional Products

Australia 61 3 9777 6000 Brazil 5511 3048 4500 Europe 44 20 7330 7500 Germany 49 69 9204 1210 Hong Kong 852 2977 6000
Japan 81 3 3201 8900 Singapore 65 6212 1000 U.S. 1 212 318 2000 Copyright 2012 Bloomberg Finance L.P.